



SHANDONG WEIDA PRECISION  
INTELLIGENT MACHINERY CO., LTD.

WEIDA

山东威达精工

SHANDONG WEIDA PRECISION INTELLIGENT MACHINERY CO., LTD.



VERTICAL MACHINING  
CENTER

# 30<sup>强</sup> 机床工具

TOP 30 MACHINE TOOL

## 使命 THE MISSION

CREATE VALUE FOR CUSTOMERS  
AND DEVELOP WITH THEM

## 愿景 THE VISION

WE ARE COMMITTED TO  
BECOMING AN INTERNATIONALLY  
RESPECTED MACHINE TOOL  
MANUFACTURER



真诚合作

SINCERE  
COOPERATION



共同发展

MUTUAL  
DEVELOPMENT



## Company Profile

Situated in the scenic hometown of Mo-tse — Tengzhou city, Shandong Province, Shandong Weida Precision Intelligent Machinery Co., Ltd. is a large-scale joint-stock enterprise with the right of Import&Export. It covers an area 500,000 square meters, the building zone is about 350,000 square meters, and the total assets is more than RMB1 billion, there are 365 engineers, the main processing equipment is imported from Germany Waldrich Corburg guide grinder, Heckert, Heller and DMG horizontal machining center, Japan Okuma, New Japan SNK gantry type five-face boring and milling center, 132 sets of testing and debugging equipment. The company has set up a scientific research achievement transformation base in cooperation with Shandong University, cooperated with Huazhong University of Science and Technology in industry-university research, which composed of Technology research and Development Center, Information Data Processing Center, Product Inspection & Testing Center and Metrology room. In 2022, setting up a horizontal CNC machine tool engineering research center in Shandong Province.



## Business Fields


In recent years, through the combination of absorbing advanced technology from abroad, cooperating with scientific research institutes and self-development and design, the main products have developed to 8 series: Automatic production line, Bridge type five-axis gantry machining center series, Gantry type/Vertical/Horizontal machining center series, CNC milling machine series, Horizontal boring and milling machine series, Radial drilling machine series, CNC lathe machine series, Milling/Drilling machine series, altogether more than 90 specifications. With stable capability & reliable quality, the products are widely sold both in home and abroad market, covering more than 70 countries and regions, especially Europe & America market.



## Professional Certifications

WEIDA company pursues the quality strategy of creating famous brand and excellent reputation. It has obtained ISO9001:2015 Standard Quality System Certification, ISO14001:2015 Environmental Management System Certification, ISO45001:2018 Occupational Health And Safety Management System Certification from CQC accreditation body; EU "CE" certification; National High-tech Enterprise; Shandong Province "Specialized and Special New" Enterprise; In 2022, we passed the certification of two integration management system.

From 2011 to 2021, we were multiply honored as one of the "Top Ten Export Enterprises in China Machine Tool Industry"; In 2014, the company undertook the Science and Technology Major Special Project of "National High-grade CNC Machine Tools and Basic Manufacturing Equipment"; The XH2130 CNC Gantry Boring and Milling Center and DMC1300 Gantry Machining Center independently designed and developed by WEIDA won the "National Chunyan Award"; it was awarded as one of the Top 30 Enterprises in China Machine Tool Industry for three consecutive years in 2015, 2016 and 2017.



## 品质&精度

QUALITY ACCURACY

THE RELENTLESS PURSUIT OF QUALITY AND PRECISION IS THE CHARACTERISTICS OF WEIDA AND ITS STAFF



# 2.0

## 产品展示目录

PRODUCT CATALOG



05-10

五轴立式加工中心

Five-axis linkage vertical machining center



11-32

立式加工中心

Vertical machining center



33-34

立式加工中心自动化产线

Automatic production line of vertical machining center



35-36

数控镗铣床

CNC boring and milling machine




37-38

数控床身铣床

CNC bed-type milling machine







### 性能特点 PERFORMANCE

- It is widely used in many fields such as aerospace, energy nuclear power, automobile and ship, medical molds, etc
- The five-axis bridge type U-shaped frame layout ensures that the whole machine has sufficient strength, rigidity and stability
- The operation and processing space is ergonomically designed, convenient and comfortable. The space for operating and processing ergonomically designed is with convenient and comfortable
- A variety of optional functional components can be used to optimize the motion coordinate parameters and improve the dynamic performance and machining efficiency of the machine

### 标准配置 STANDARD

- Siemens 840 DSL, Sinumerik One
- X, Y, Z, A, C full-axis scale, fully closed-loop control
- Cradle type AC direct drive rotary table
- Spindle constant temperature cooling system

### 选择配置 OPTION

- Heidenhain TNC 640 five axis linkage CNC control system
- Linear motor
- Online inspection system for tools and workpieces
- Coolant through spindle
- Turning-milling function

Main specifications	Unit	DMC500u	DMC650u	DMC800u
Table size	mm	φ500	φ650	φ800
T-slot size	mm	14H8	14H8	18H8
Table center hole	mm	φ50H7	φ50H8	φ50H8
Max.table load	kg	350	850	1200
X-axis travel	mm	500	600	850
Y-axis travel	mm	600	650	850
Z-axis travel	mm	450	600	700
A-axis rotation range	°	±120	±120	±120
C-axis rotation range	°	360	360	360
Distance from spindle nose to table surface	mm	130-580	150-750	150-850
Spindle taper	--	HSK-A63	HSK-A63	HSK-A63
Max.spindle speed	rpm	18000	15000	15000
Spindle motor power	kW	22/33	25/37.5	25/37.5
Max.torque of spindle	N.m	61.3/90.7	91.7/137.7	91.7/137.7
Tool magazine type	--	Flat chain type tool magazine	Flat chain type tool magazine	Flat chain type tool magazine
Tool magazine capacity	pcs	32	40	40
Max.diameter of tool(Full/Empty)	mm	φ76/φ125	φ76/φ125	φ76/φ125
Max.tool length	mm	300	300	300
Max.tool weight	kg	8	8	8
Tool change time(T-T)	s	2-4	2-4	2-4
Rapid feed speed(X/Y/Z)	mm/min	36000/36000/36000	36000/36000/36000	32000/32000/32000
Cutting feed speed(X/Y/Z)	mm/min	1-10000/1-10000/1-10000	1-10000/1-10000/1-10000	1-10000/1-10000/1-10000
Positioning accuracy (X/Y/Z)	mm	0.008	0.008	0.008
Positioning accuracy (A/C)	°	±5	±5	±5
Repeat positioning accuracy(X/Y/Z)	mm	0.005	0.005	0.005
Repeat positioning accuracy(A/C)	°	4	4	4
Machine weight	kg	11000	15000	18000
Machine overall size	mm	5500X2350X3100	4600X3840X3300	5500X4000X3500



五轴立式加工中心

# DMC800u

FIVE-AXIS LINKAGE VERTICAL MACHINING CENTER





### 性能特点 PERFORMANCE

- Truss frame layout, integrated design structure of column and bed
- The bed, column, slide, table and spindle box is with reinforcement and corner support plates
- Germany roller linear guides for X,Y,Z axis
- The motors of X Y Z axis and the lead screws are directly connected with a gapless elastic coupling
- Drive type spindle unit


### 标准配置 STANDARD

- Siemens 840 DSL, Sinumerik One
- Taiwan direct drive motor rotary table with double axis and single arms
- Full-axis scales with fully closed-loop control
- Chain type chip conveyer

### 选择配置 OPTION

- Heidenhain TNC 640 five axis linkage CNC control system
- Linear motor
- Online inspection system for tools and workpieces
- Coolant through spindle
- Turning-milling function

Main specifications	Unit	CMC650u
Table size	mm	650X540
T-slot size	mm	14
Table center hole	mm	φ50
Max.table load	kg	300
X-axis travel	mm	650
Y-axis travel	mm	520
Z-axis travel	mm	475
A-axis rotation range	°	±120
C-axis rotation range	°	360
Distance from spindle nose to table surface	mm	150-625
Spindle taper	---	BBT40
Max.spindle speed	rpm	12000
Spindle motor power	kW	7.5
Max.torque of spindle	N.m	45
Tool magazine type	---	Arm type
Tool magazine capacity	pcs	24
Max.diameter of tool(Full/Empty)	mm	φ78/φ150
Max.tool length	mm	300
Max.tool weight	kg	8
Tool change time(T-T)	s	1.55
Rapid feed speed(X/Y/Z)	mm/min	42000/42000/42000
Cutting feed speed(X/Y/Z)	mm/min	1-10000/1-10000/1-10000
Positioning accuracy (X/Y/Z)	mm	±0.005/300 JIS
Positioning accuracy (A/C)	°	±5
Repeat positioning accuracy(X/Y/Z)	mm	±0.003 JIS
Repeat positioning accuracy(A/C)	°	4
Machine weight	kg	9500
Machine overall size	mm	3970X3210X2800




五轴立式加工中心

# CMC650u

FIVE-AXIS LINKAGE VERTICAL MACHINING CENTER







### 性能特点 PERFORMANCE

- Integrated structure of bed and column, low gravity center and stable machine structure, to ensure high static and dynamic stability of the whole machine
- Compact machine layout with guides, drives, measuring systems and tool changing systems safely located outside the machining area
- The large slope design of the bed allows the chips to fall freely to the chip conveyor, optimizing the processing interval and processing environment
- Large swinging range of the rotary table, up to 115°, and it can process 20° undercut

### 标准配置 STANDARD

- Fanuc 0i - MF Plus CNC controller
- B, C-axis scale, fully closed-loop control
- Taiwan 12000rpm direct connect spindle
- Spindle constant temperature cooling system

### 选择配置 OPTION

- HNC 818, Siemens 828D CNC controller
- X, Y, Z axis scales
- Online inspection system for tools and workpieces
- Coolant through spindle

Main specifications	Unit	CMC500f
Table size	mm	φ630X500
T-slot size	mm	14
Table center hole	mm	φ30
Max.table load	kg	200
X-axis travel	mm	550
Y-axis travel	mm	450
Z-axis travel	mm	400
B-axis rotation range	°	-5/110
C-axis rotation range	°	360
Distance from spindle nose to table surface	mm	150-550
Spindle taper	--	BT40
Max.spindle speed	rpm	10000
Spindle motor power	kW	7.5
Max.torque of spindle	N.m	35.870
Tool magazine type	--	Arm type
Tool magazine capacity	pcs	24
Max.diameter of tool(Full/Empty)	mm	φ78/φ150
Max.tool length	mm	300
Max.tool weight	kg	8
Tool change time(T-T)	s	1.55
Rapid feed speed(X/Y/Z)	mm/min	30000/30000/30000
Cutting feed speed(X/Y/Z)	mm/min	1-10000/1-10000/1-10000
Positioning accuracy (X/Y/Z)	mm	0.012
Positioning accuracy (B/C)	°	.28
Repeat positioning accuracy(X/Y/Z)	mm	0.01
Repeat positioning accuracy (B/C)	°	.16
Machine weight	kg	6000
Machine overall size	mm	3500X3400X2700

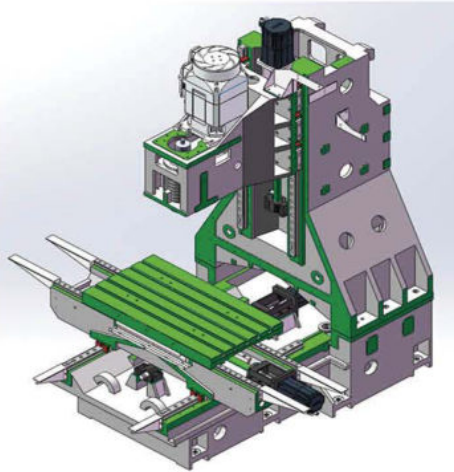


五面立式加工中心

# CMC500f

FIVE-AXIS LINKAGE VERTICAL MACHINING CENTER





### 性能特点 PERFORMANCE

- Cross slide structure, inverted Y-column
- Super rigidity of bed, column, slide, table and spindle box.
- X, Y and Z guideways are roller linear guideways.
- Spindle with BT40-150-10000rpm short nose synchronous belt spindle

### 标准配置 STANDARD

- Fanuc 0i - MF Plus CNC controller
- 24pcs arm type tool magazine
- 11/18.5 main motor power
- Centralised Automatic Grease Lubrication
- Screw type chip conveyor

### 选择配置 OPTION

- BT40/50 short nose direct connect spindle unit
- Coolant through spindle
- Chain type chip conveyor, two screws and one chain type chip conveyor
- 4-axis rotary table, 5-axis cradle rotary table
- Online inspection system for tools and workpieces

Main specifications	Unit	VNM1100
Table size	mm	1200x600
T-slot (Width-Qty-Distance)	mm	18-5-100
Max.table load	kg	1000
X-axis travel	mm	1100
Y-axis travel	mm	600
Z-axis travel	mm	650
Distance from spindle nose to table surface	mm	120-770
Distance from spindle axis to column surface	mm	662
Spindle taper	--	BT40
Max.spindle speed	rpm	10000
Spindle motor power	kW	11/18.5
Max.torque of spindle	N.m	52.5/118
Tool magazine type	--	Arm type
Tool magazine capacity	pcs	24
Max.diameter of tool(Full/Empty)	mm	♠80/♠150
Max.tool length	mm	300
Max.tool weight	kg	8
Tool change time(T-T)	s	1.55
Rapid feed speed(X/Y/Z)	mm/min	36000/36000/30000
Cutting feed speed(X/Y/Z)	mm/min	1-10000/1-10000/1-10000
Positioning accuracy ( X/Y/Z )	mm	±0.005/300 μIS
Repeat positioning accuracy(X/Y/Z)	mm	±0.003 μIS
Total power capacity	kVA	25
Machine weight	kg	6400
Machine overall size	mm	3825x2400x2860



高精立式加工中心

# VNM1100

HIGH SPEED VERTICAL MACHINING CENTER



## 性能特点 PERFORMANCE

- The bed and column adopt the design concept of large span, which enhances the span and increases the weight, and greatly improves the rigidity and accuracy retention of the whole machine.
- The spindle box is a box-type design, the spindle guide length is increased, with better rigidity of the short nose spindle, Z-axis six heavy-duty slider, Z-axis rigidity has been greatly improved.
- The three-axis adopts the transmission mode of "three in front and two at the back" and adds a bearing compared with the original one, which reduces the friction resistance in the transmission process and thus improves the transmission efficiency and reduces the energy consumption.
- Y/Z-axis adopts 45mm roller linear guideway, X-axis adopts 35mm roller linear guideway.

## 标准配置 STANDARD

- Fanuc 0i - MF Plus CNC controller
- 24pcs arm type tool magazine
- 11/18.5 main motor power
- Centralised Automatic Grease Lubrication
- Screw type chip conveyor

## 选择配置 OPTION

- BT40/50 short nose direct connect spindle unit
- Coolant through spindle
- Chain type chip conveyor, two screws and one chain type chip conveyor
- 4-axis rotary table, 5-axis cradle rotary table
- Online inspection system for tools and workpieces

Main specifications	Unit	VNM860
Table size	mm	1000X550
T-slot (Width-Qty-Distance)	mm	18-5-90
Max.table load	kg	600
X-axis travel	mm	850
Y-axis travel	mm	600
Z-axis travel	mm	600
Distance from spindle nose to table surface	mm	100-700
Distance from spindle axis to column surface	mm	642
Spindle taper	--	BT40
Max.spindle speed	rpm	10000
Spindle motor power	kW	11/18.5
Max.torque of spindle	N.m	52.5/118
Tool magazine type	--	Arm type
Tool magazine capacity	pcs	24
Max.diameter of tool(Full/Empty)	mm	φ80/φ150
Max.tool length	mm	300
Max.tool weight	kg	8
Tool change time(T-T)	s	1.55
Rapid feed speed(X/Y/Z)	mm/min	48000/48000/36000
Cutting feed speed(X/Y/Z)	mm/min	1-10000/1-10000/1-10000
Positioning accuracy (X/Y/Z)	mm	±0.005/300 JIS
Repeat positioning accuracy(X/Y/Z)	mm	±0.003 JIS
Total power capacity	kVA	25
Machine weight	kg	5500
Machine overall size	mm	3374X2340X2722



立式加工中心

# VNM860

VERTICAL MACHINING CENTER



## 性能特点 PERFORMANCE

- Two linear guideway and one box way, to achieve fast response and accuracy during machining
- Taiwan famous brand arm type tool magazine with capacity of 24 tools, manipulator tool change, reliable action and rapid tool changing
- The cooling system adopts large flow and high-lift water pump to ensure sufficient cooling under high speed cutting

## 标准配置 STANDARD

- Fanuc 0i- MF CNC controller
- 24pcs arm type tool magazine
- Four linear guides for Y-axis

## 选择配置 OPTION

- Siemens 828D, KND-2000M, HNC818, GSK218 CNC controller
- Weida self-made gearbox
- 4-axis rotary table, 5-axis cradle rotary table
- Coolant through spindle
- Automatic chip conveyor system


Main specifications	Unit	VMC1580	VM1580
Table size	mm	1700X800	1700X800
T-slot (Width-Qty-Distance)	mm	22-5-135	22-5-135
Max.table load	kg	1500	1500
X-axis travel	mm	1500	1500
Y-axis travel	mm	800	800
Z-axis travel	mm	700	700
Distance from spindle nose to table surface	mm	160-860	160-860
Distance from spindle axis to column surface	mm	810	810
Spindle taper	--	BT50	BT50
Max.spindle speed	rpm	6000	6000
Spindle motor power	kW	15/18.5	15/18.5
Max.torque of spindle	N.m	143.3/236	143.3/236
Tool magazine type	--	Arm type	/
Tool magazine capacity	pcs	24	/
Max.diameter of tool(Full/Empty)	mm	φ 110/φ 220	/
Max.tool length	mm	400	/
Max.tool weight	kg	15	/
Tool change time(T-T)	s	2.91	/
Rapid feed speed(X/Y/Z)	mm/min	20000/20000/15000	20000/20000/15000
Cutting feed speed(X/Y/Z)	mm/min	1-10000/1-10000/1-10000	1-10000/1-10000/1-10000
Positioning accuracy ( X/Y/Z)	mm	±0.005/300 JIS	±0.005/300 JIS
Repeat positioning accuracy(X/Y/Z)	mm	±0.003 JIS	±0.003 JIS
Total power capacity	KVA	40	40
Machine weight	kg	13000	13000
Machine overall size	mm	4200X3110X3100	4200X3110X3100



VM1580 立式加工中心

# VMC1580

VERTICAL MACHINING CENTER



### 性能特点 PERFORMANCE

- It is mainly applicable to the efficient cutting of forged steel parts in the railroad industry
- The XY axis adopts Taiwan ball type linear guideway and Z-axis adopts box way to ensure accuracy and rigidity during machining
- Taiwan high speed and high precision 8000rpm spindle unit

### 标准配置 STANDARD

- Fanuc 0i - MF Plus CNC controller
- 24pcs arm type tool magazine
- Separate electronic hand wheel
- Spindle blowing system
- Four linear guides for Y-axis

### 选择配置 OPTION

- Siemens 828D,KND-2000M,HNC818, GSK218 CNC controller
- Weida self-made gearbox
- 4-axis rotary table, 5-axis cradle rotary table
- Coolant through spindle
- Automatic chip conveyor system

Main specifications	Unit	VMC1300	VM1300
Table size	mm	1500X700	1500X700
T-slot (Width-Qty-Distance)	mm	22-5-135	22-5-135
Max.table load	kg	1000	1000
X-axis travel	mm	1300	1300
Y-axis travel	mm	700	700
Z-axis travel	mm	700	700
Distance from spindle nose to table surface	mm	160-860	160-860
Distance from spindle axis to column surface	mm	760	760
Spindle taper	--	BT50	BT50
Max.spindle speed	rpm	8000	8000
Spindle motor power	kW	15/18.5	15/18.5
Max.torque of spindle	N.m	71.6/118	71.6/118
Tool magazine type	--	Arm type	/
Tool magazine capacity	pcs	24	/
Max.diameter of tool(Full/Empty)	mm	φ110/φ220	/
Max.tool length	mm	350	/
Max.tool weight	kg	15	/
Tool change time(T-T)	s	2.91	/
Rapid feed speed(X/Y/Z)	mm/min	30000/30000/24000	30000/30000/24000
Cutting feed speed(X/Y/Z)	mm/min	1-10000/1-10000/1-10000	1-10000/1-10000/1-10000
Positioning accuracy (X/Y/Z)	mm	±0.005/300 JIS	±0.005/300 JIS
Repeat positioning accuracy(X/Y/Z)	mm	±0.003 JIS	±0.003 JIS
Total power capacity	kVA	25	25
Machine weight	kg	10000	10000
Machine overall size	mm	3700X2650X3000	3700X2650X3000



VM1300 强力加工中心

# VMC1300

POWERFUL MACHINING CENTER



## 性能特点 PERFORMANCE

- X,Y,Z axis are roller linear guideway
- Taiwan 10000rpm high speed and high precision spindle unit
- The whole machine adopts Japan bearings

## 标准配置 STANDARD

- Fanuc 0i-MF plus CNC controller
- Spindle blowing system
- 24pcs arm type tool magazine

## 选择配置 OPTION

- Siemens 828D,KND-2000M,HNC818, GSK218 CNC controller
- 4-axis rotary table, 5-axis cradle rotary table
- Coolant through spindle
- Automatic chip conveyor system
- XY axis linear guideway and Z axis box way

Main specifications	Unit	VMC1160	VMC1160S
Table size	mm	1200X600	1200X600
T-slot (Width-Qty-Distance)	mm	18-5-100	18-5-100
Max.table load	kg	600	600
X-axis travel	mm	1100	1100
Y-axis travel	mm	600	600
Z-axis travel	mm	600	600
Distance from spindle nose to table surface	mm	120-720	120-720
Distance from spindle axis to column surface	mm	670	670
Spindle taper	--	BT40	BT40
Max.spindle speed	rpm	10000	12000
Spindle motor power	kW	11/15	11/15
Max.torque of spindle	N.m	52.5/95.5	52.5/95.5
Tool magazine type	--	Arm type	Arm type
Tool magazine capacity	pcs	24	24
Max.diameter of tool(Full/Empty)	mm	♠80/♠150	♠80/♠150
Max.tool length	mm	300	300
Max.tool weight	kg	8	8
Tool change time(T-T)	s	1.55	1.55
Rapid feed speed(X/Y/Z)	mm/min	30000/30000/24000	36000/36000/24000
Cutting feed speed(X/Y/Z)	mm/min	1-10000/1-10000/1-10000	1-10000/1-10000/1-10000
Positioning accuracy (X/Y/Z)	mm	±0.005/300 JIS	±0.005/300 JIS
Repeat positioning accuracy(X/Y/Z)	mm	±0.003 JIS	±0.003 JIS
Total power capacity	kVA	25	25
Machine weight	kg	6000	6000
Machine overall size	mm	3100X2460X2860	3100X2460X2860



VMC1160S 立式加工中心

# VMC1160

VERTICAL MACHINING CENTER

## 性能特点 PERFORMANCE

- X, Y, Z axis roller linear guides to ensure machine rigidity and accuracy
- Taiwan 10000rpm high speed and high precision spindle unit
- The cooling system adopts large flow and high-lift water pump to ensure sufficient cooling when high speed cutting
- The whole machine adopts closed shield and fully enclosed electric cabinet, which are safe and beautiful

## 标准配置 STANDARD

- Fanuc 0i-MF Plus
- Spindle blowing system
- 24pcs arm type tool magazine

## 选择配置 OPTION

- Siemens 828D,KN2-2000M,HNC818, GSK218 CNC controller
- 4-axis rotary table, 5-axis cradle rotary table
- Coolant through spindle
- Automatic chip conveyor system
- XY axis linear guideway and Z axis box way

Main specifications	Unit	VMC855	VMC855S
Table size	mm	1000X550	1000X550
T-slot (Width-Qty-Distance)	mm	18-5-90	18-5-90
Max.table load	kg	500	500
X-axis travel	mm	800	800
Y-axis travel	mm	550	550
Z-axis travel	mm	550	550
Distance from spindle nose to table surface	mm	150-700	150-700
Distance from spindle axis to column surface	mm	608	608
Spindle taper	--	BT40	BT40
Max.spindle speed	rpm	10000	12000
Spindle motor power	kW	11/15	11/15
Max.torque of spindle	N.m	52.5/95.5	52.5/95.5
Tool magazine type	--	Arm type	Arm type
Tool magazine capacity	pcs	24	24
Max.diameter of tool(Full/Empty)	mm	φ80/φ150	φ80/φ150
Max.tool length	mm	300	300
Max.tool weight	kg	8	8
Tool change time(T-T)	s	1.55	1.55
Rapid feed speed(X/Y/Z)	mm/min	30000/30000/24000	48000/48000/36000
Cutting feed speed(X/Y/Z)	mm/min	1-10000/1-10000/1-10000	1-10000/1-10000/1-10000
Positioning accuracy (X/Y/Z)	mm	±0.005/300 JIS	±0.005/300 JIS
Repeat positioning accuracy(X/Y/Z)	mm	±0.003 JIS	±0.003 JIS
Total power capacity	kVA	25	25
Machine weight	kg	5000	5000
Machine overall size	mm	2550 × 2300 × 2700	2550 × 2300 × 2700



VMC855S 立式加工中心

# VMC855

VERTICAL MACHINING CENTER



## 性能特点 PERFORMANCE

- X,Y axis are linear guideway,Z axis is box way
- Taiwan 10000rpm high speed and high precision spindle unit
- Taiwan famous brand 16pcs arm type tool magazine

## 标准配置 STANDARD

- Fanuc 0i - MF Plus or Siemens 828D CNC controller
- Standard network port

## 选择配置 OPTION

- KND-2000M,HNC818, GSK218 CNC controller
- 4-axis rotary table, 5-axis cradle rotary table
- Coolant through spindle
- Automatic chip conveyor system

Main specifications	Unit	VMC640	VMC740
Table size	mm	920X400	920X400
T-slot (Width-Qty-Distance)	mm	14-3-120	14-3-120
Max.table load	kg	300	300
X-axis travel	mm	650	700
Y-axis travel	mm	400	400
Z-axis travel	mm	500	500
Distance from spindle nose to table surface	mm	120-620	100-600
Distance from spindle axis to column surface	mm	475	439
Spindle taper	--	BT40	BT40
Max.spindle speed	rpm	10000	10000
Spindle motor power	kW	5.5/7.5	5.5/7.5
Max.torque of spindle	N.m	26.3/47.8	26.3/47.8
Tool magazine type	--	Arm type	Arm type
Tool magazine capacity	pcs	16	16
Max.diameter of tool(Full/Empty)	mm	φ80/φ150	φ80/φ150
Max.tool length	mm	300	300
Max.tool weight	kg	8	8
Tool change time(T-T)	s	1.55/5	1.55/5
Rapid feed speed(X/Y/Z)	mm/min	30000/30000/18000	30000/30000/24000
Cutting feed speed(X/Y/Z)	mm/min	1-10000/1-10000/1-10000	1-10000/1-10000/1-10000
Positioning accuracy (X/Y/Z)	mm	±0.005/300 JIS	±0.005/300 JIS
Repeat positioning accuracy(X/Y/Z)	mm	±0.003 JIS	±0.003 JIS
Total power capacity	kVA	20	20
Machine weight	kg	3500	3500
Machine overall size	mm	2160X2260X2300	2160X2260X2300



立式加工中心

# VMC640

VERTICAL MACHINING CENTER

## 性能特点 PERFORMANCE

- The whole machine is designed for high rigidity C-shaped structure;
- Synchronous belt spindle structure improves transmission accuracy, provides good processing finish and higher thermal stability;
- Three-axis guide rails adopt ball linear guides, making the machine tool with higher rigidity, lower noise and friction characteristics;
- All structural components have ribs and gussets.

Main specifications	Unit	VMC400E
Table size	mm	600X350
T-slot (Width-Qty-Distance)	mm	14-3-120
Max.table load	kg	100
X-axis travel	mm	400
Y-axis travel	mm	350
Z-axis travel	mm	400
Distance from spindle nose to table surface	mm	120-520
Distance from spindle axis to column surface	mm	420
Spindle taper	--	BT40
Max.spindle speed	rpm	10000
Spindle motor power	kW	5.5
Max.torque of spindle	N.m	26.3/47.8
Tool magazine type	--	Umbrella type
Tool magazine capacity	pcs	16
Max.diameter of tool(Full/Empty)	mm	φ80/φ150
Max.tool length	mm	300
Max.tool weight	kg	8
Tool change time(T-T)	s	3/7
Rapid feed speed(X/Y/Z)	mm/min	30000/30000/24000
Cutting feed speed(X/Y/Z)	mm/min	1-10000/1-10000/1-10000
Positioning accuracy (X/Y/Z)	mm	±0.005/300 JIS
Repeat positioning accuracy(X/Y/Z)	mm	±0.003 JIS
Total power capacity	KVA	20
Machine weight	kg	2000
Machine overall size	mm	2022X2040X2380



立式加工中心

# VMC400

VERTICAL MACHINING CENTER